



UNIT 4: NOTES ON THE GRAND STAFF

On the grand staff
there are **line notes**...




...and there are
space notes.






Notes may be *high*
on the grand staff...


...or *low*
on the grand staff.




Notes may be *high* on the keyboard...




...or *low* on the keyboard.



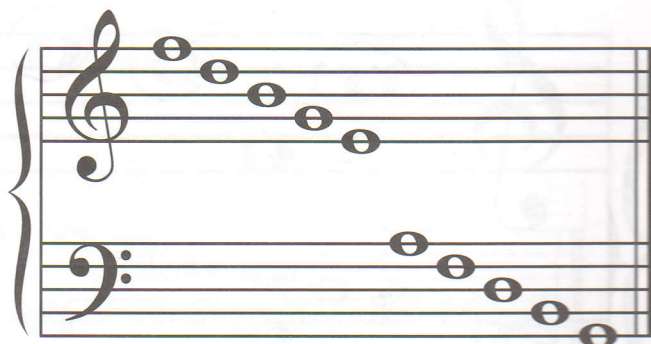
Notes that move *up*
the grand staff...




...tell your fingers to move *up* the keyboard.



Notes that move *down*
the grand staff...



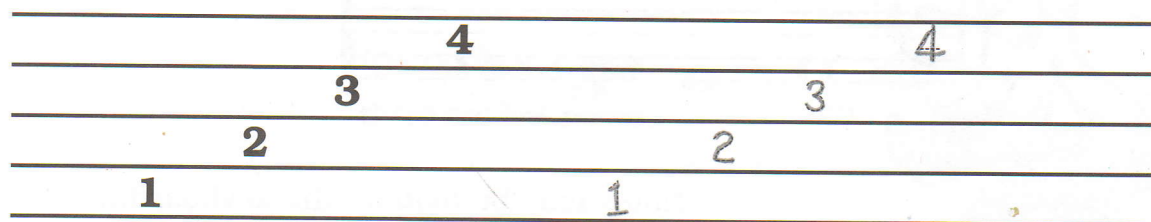
...tell your fingers to move *down* the keyboard.



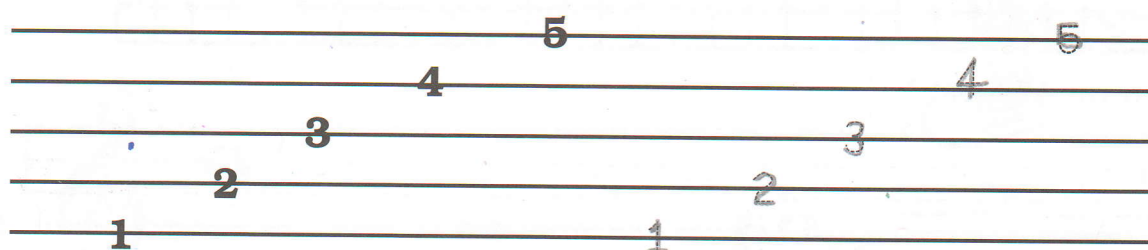


LINES AND SPACES


1. Trace the numbers of the spaces.




2. Trace the numbers of the lines.




3. Cross out the space notes and circle the line notes.





4. Circle the three highest notes and cross out the three lowest notes.






5. Color the space notes moving up the grand staff orange.




6. Color the line notes moving down the grand staff green.






UP AND DOWN

1. Draw five line notes and four space notes moving *up* the staff.

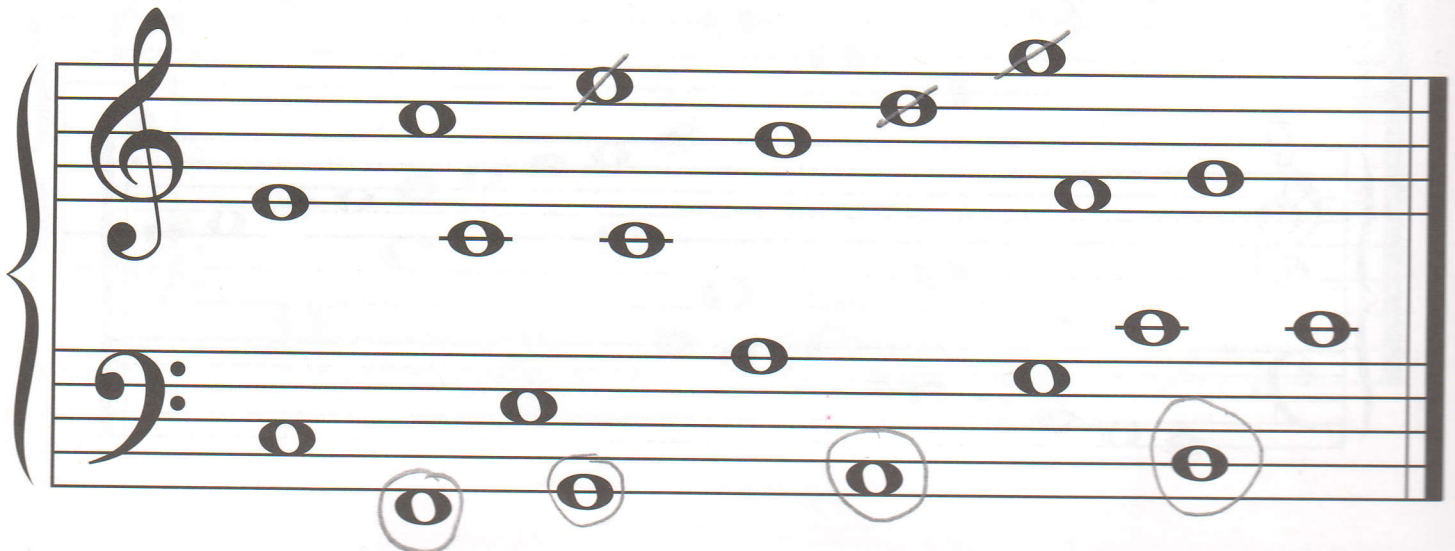


Remember, when you draw line notes,
the line goes right through the middle of the notes.
When you draw space notes,
the notes are between two lines.


2. Draw five line notes and four space notes moving *down* the staff.



3. Circle the four *lowest* notes and cross out the four *highest* notes.




THAT'S A LOT OF NOTES!




1. If you drew all the line notes on the grand staff, how many notes would there be?

12



2. If you drew all the space notes on the grand staff, how many notes would there be?

12



3. If you drew all the notes on the grand staff, how many notes would there be?

24

