


UNIT 12: REVIEW #2



Color each guidepost note and its matching key on the keyboard the same color. Use a different color for each note!



Treble
G



Treble
C




F above
C




Middle
C



bass
F



bass
C



G below high
C



G



low C



high



low F





REVIEW #2, CONT.

1. Write in the counts for each of the rhythms below.
2. Draw a line from each time signature to its matching rhythm.

4
4

1 2 1 2 1-2 1 2 1-2

2
4

1 2-3 1 2 3 1-2-3

3
4

1-2 3 4 1 2-3-4 1-2-3-4


3. Circle the *skips* and cross out the *steps* on the staff below.

The staff shows a sequence of notes. In the treble clef, there are two circled notes (skips) and two crossed-out notes (steps). In the bass clef, there are two circled notes (skips) and two crossed-out notes (steps).

GIVE A DOG A BONE



Maggie likes to hide her bones under notes on the staff. She doesn't hide them under just *any* note. She only hides them under guidepost notes! Help Maggie remember where she hid her bones by circling all the guidepost notes.



All together, how many bones did Maggie hide?

15

