

Lesson 13

At Home


Listen to **CD Track 13** to complete page 26. Each example will be played three times.


MELODY


1. You will hear melodies. Draw a line to connect the first measure of each melody with the correct second measure.


Measure 1


Measure 2


a. 

b. 

c. 









RHYTHM

2. You will hear rhythm patterns. Draw the missing quarter notes (♩) or half notes (♭) in the boxes.

a. $\frac{3}{4}$ 

b. $\frac{4}{4}$ 

INTERVALS

3. You will hear intervals. Circle the intervals that you hear.


a. Second 


Fourth



b. Sixth 

Octave (Eighth)



c. Second 

Seventh

