

Lesson 3

At Home

Listen to **CD Track 3** to complete page 6. Each example will be played three times.

MELODY


1. You will hear melodies. In each melody, one note is written incorrectly. Circle the incorrect notes.


a. 


b. 

RHYTHM

2. You will hear rhythm patterns. Draw a line to connect each example's letter with the pattern that you hear.

a. 

b. 

c. 

INTERVALS

3. You will hear intervals. Circle the intervals that you hear.

Sixths

a. 

b. 

c. 

d. 

Sevenths







