

Lesson 13

At the Lesson


LISTEN AND COPY


1. Your teacher will play melodies and sing the note names. Copy your teacher's playing and singing.

MAJOR AND MINOR

2. Your teacher will play melodies that are major or minor. Circle the melodies that you hear.

Major

a. 

b. 


Minor






MELODY

3. Your teacher will play melodies. Circle the melodies that you hear.

a. 

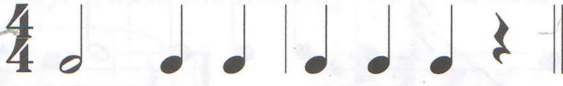
b. 








RHYTHM

4. Your teacher will clap (tap) rhythm patterns. Draw a line to connect each example's letter with the pattern that you hear.

a. 

b. 

c. 

d. 

(Handwritten lines connect 'a' to the 4th pattern, 'b' to the 3rd pattern, 'c' to the 2nd pattern, and 'd' to the 1st pattern.)