

Draw lines matching the finger to the correct number.  
Then color the fingers:

Blue for 1

Green for 3

Red for 5

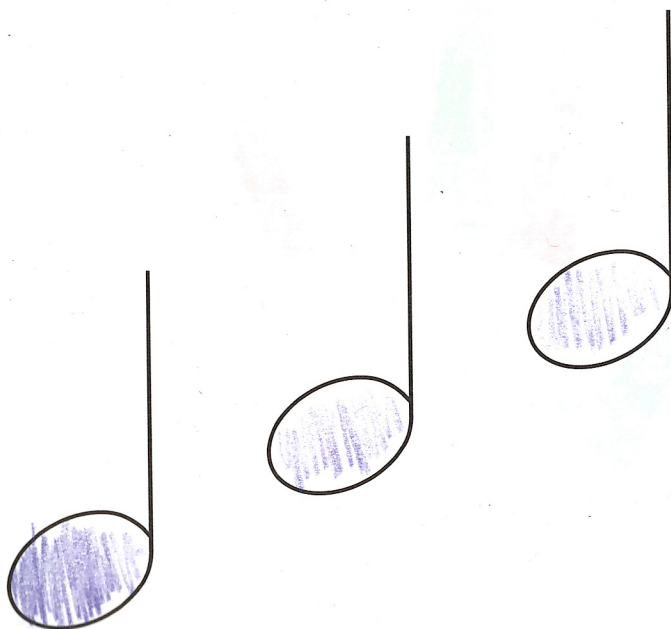
Orange for 2

Purple for 4

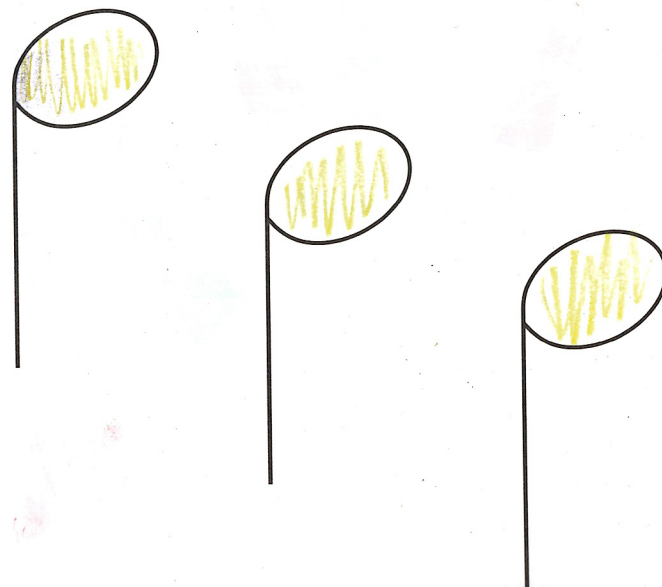
The first one is done to show you how.



Color  
the  
notes  
that  
go  
up  
purple.



Color  
the  
notes  
that  
go  
down  
yellow.



Write the music alphabet going up.

**A**

B

C

D





E

F



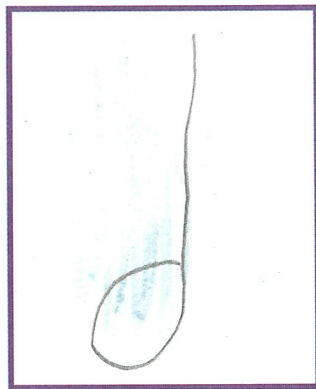

G



Draw three quarter notes.



Draw three half notes.



Each half note lasts as long as 2 quarter notes.