




Color the keys:

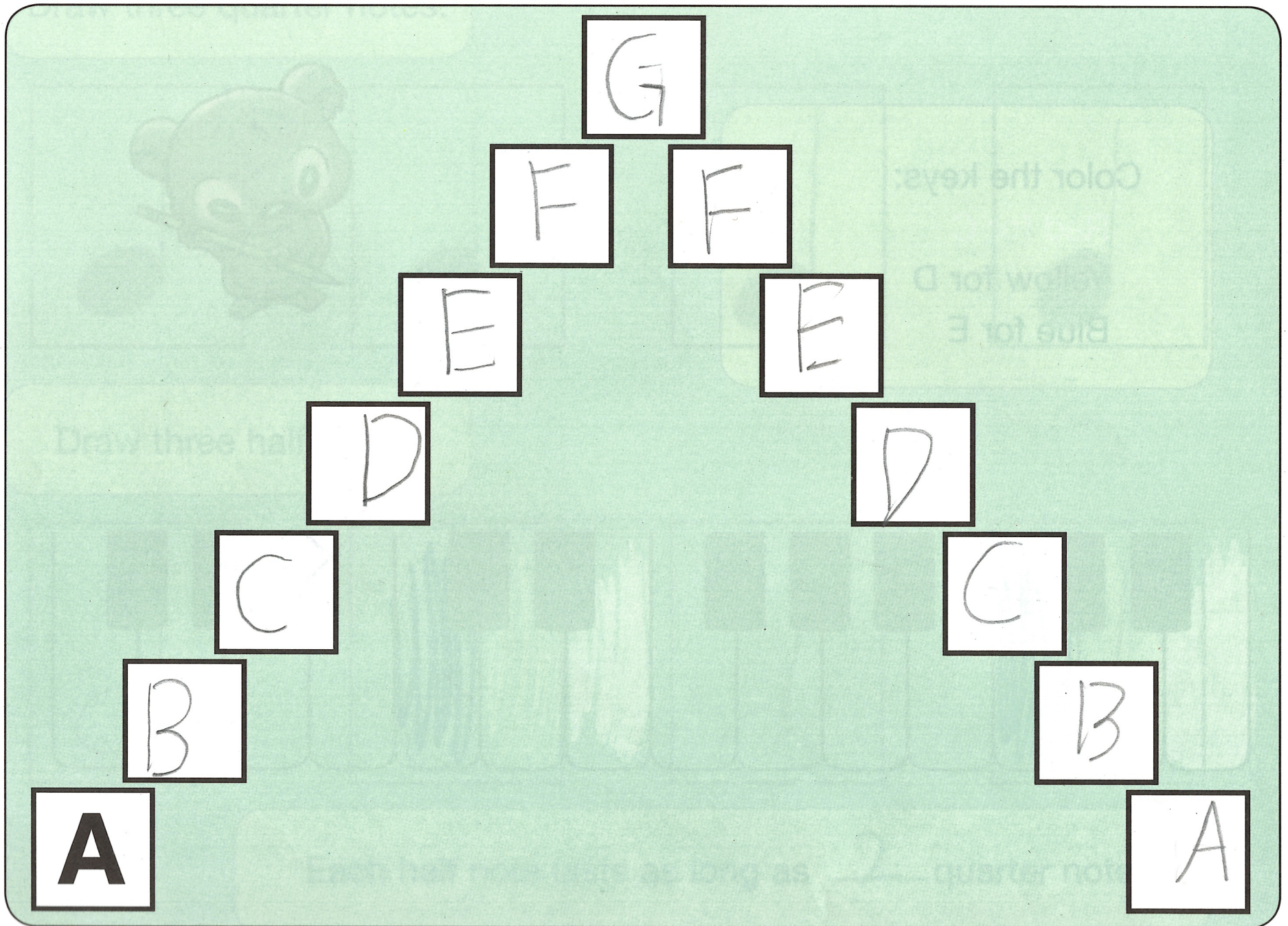
Red for C

Yellow for D

Blue for E



Write the music alphabet going up and going down.



Match each sign to its name.
The first one is done to show you how.

f

right hand note

R

left hand note

p

soft




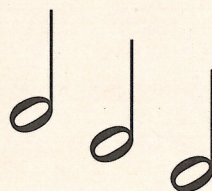

loud

3 quarter notes going up

3 quarter notes going down

3 half notes going up

3 half notes going down



L

Color the fingers:

Orange for 1

Purple for 2

Red for 3

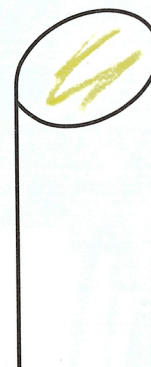






Blue for 4

Green for 5



Color
the
notes
that
go
down
purple.

Color
the
notes
that
go
up
yellow.



Color the kites with quarter notes orange.
Color the kites with half notes red.

