


The White Keys

- Starting with A, write the letter names on the keys below.
- Then draw lines from the students to the corresponding keys. One has been done for you.



- Can you play and say the letter names FORWARDS? BACKWARDS?

- Write "1" under the words that get 1 beat, (♩) and write "1-2" under the words that get 2 beats (♩♩).
The first line has been done for you.
- Then tap and say the words.


Dolphin Fun

Did you know that dol - phins sing?
1 1 1 1 1 1 1-2



And they laugh and chat - ter.
1 1 1 1-2 1-2

Splash - ing, div - ing, swim - ming free,
1 1 1 1 1 1-2

breath - ing air like you and me!
1 1 1 1 1 1-2



- What keys are the dolphins on?

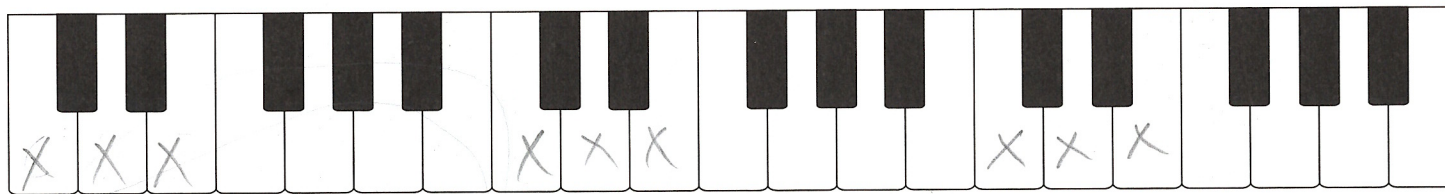


Time to Compose:




- Can you make *Dolphin Fun* into a song?
- With your R.H., use the CDE keys and the exact rhythm of the words.
- Be sure to end on C!

- Find and mark all the CDE's on the keyboard.





1.



- Do the notes above go UP or DOWN? Circle one.
- High on the keyboard, find and play these 3 notes.
- Use this rhythm:  ; play *f*


2.




- Do the notes above go UP or DOWN? Circle one.
- High on the keyboard, find and play these 3 notes.
- Use this rhythm:  ; play *p*


3.



- Do the notes above go UP or DOWN or BOTH? Circle one.
- Find Middle C, and play these 3 notes.
- Use this rhythm:  ; play *f*

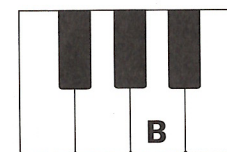
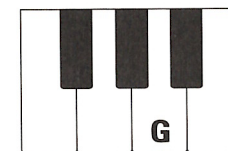
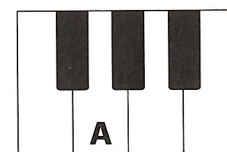
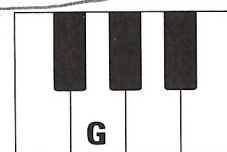


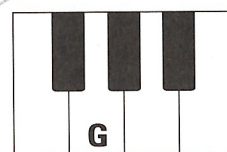

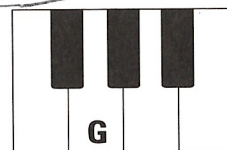
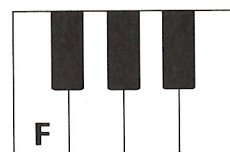
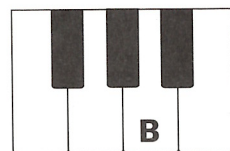
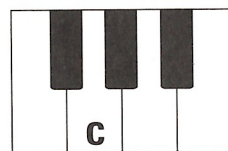

4.





- Do the notes above go UP or DOWN or BOTH? Circle one.
- Down low on the keyboard, find and play these 3 notes.
- Use this rhythm:  ; play *p*

F G A B

- Little Red Riding Hood wants to join her grandmother. Can she avoid the wolf?
- To help her find her way, circle the keyboards that are labeled correctly.



1. Write the name of the key where each turtle is walking.




2. Ear Training:



- Listen to your teacher play a pattern.
- Which one do you hear? Circle it.

No teacher



4.

Time to Compose:



- Make up a piece using FGAB and ♩ and ♪ notes.
- Write a piece about a marching turtle.
- Will it be high on the piano, or low, or in the middle?

3. Parrot Play:



- Listen to your teacher play each example.
- Can you play it back?

No teacher

