


The Whole Note

○ = 4 beats

- Draw 4 ○ notes in the space BETWEEN the 2 lines.



- Draw 4 ○ notes THROUGH a line.




- Write the counting under the notes.
- Then tap and say the words.

Do	you	see	the	dog?	He'll	run	past	the	smil - ing	tur - tle	on	the	log!		
1	1	1	1	1-2-3-4	1	1	1	1	1	1	1-2	1-2	3-4		



- Your teacher will tap the rhythm in the line above, but will make one change.
- Afterward, tell your teacher where the change was.

- Circle the number of beats in each measure: 1 2 3 4
- Add the bar lines in the 2nd verse.
- Which 2 lines have EXACTLY THE SAME rhythm in both verses?
Circle them.
- Then tap and say the words.



Little Jack Pumpkin Face

Traditional Mother Goose Rhyme

Verse 1


Verse 2


4/4 Time Signature

Lesson p. 29

The **time signature** at the beginning of a piece tells you the number of beats in each measure.

4 The upper 4 means there are 4 beats in every measure.

4 The bottom 4 means a  gets one beat.



Practice steps:

- Add the missing bar lines.
- Circle the whole notes.
- Finish writing the counting under the notes.
- Then clap and count aloud.

Chugging Trains

4/4

Chug - ging up and chug - ging down and all a - round the rail - road track;

You write: 1 2 3 4 1 2 3 4 1 2 3 4 1 2 3-4

Blow the horn! Down the tracks!

1-2 3-4 1-2-3-4 1-2 3-4 1-2-3-4

Time to Compose:

- Make up a piece using Middle C Position. Use the rhythm and words of *Chugging Trains*.




- Listen to your teacher play a pattern. Circle the one you hear.

1.   or  

2.  or    or   

Lesson p. 3



-

-

- A G
step down

- 

- FJH2268

Listening to More Steps

Lesson p. 31

Ear Training:



- Your teacher will play some steps.
- Are the notes played **together** (*blocked*) or **one after the other** (*broken*)?
- Write "BL" for blocked, and "BR" for broken.

1. _____ 2. _____ 3. _____ 4. _____

For teacher use:
(to be played in any order)



Parrot Play:



- Listen to your teacher play.
- Then repeat it back.

Hot Cross Buns



Time to Compose:



- Make up a piece in Middle C Position.
- Use steps.
- Call it "Stepping Up and Down a Ladder" or "Up and Down the Stairs."

No Talk
ask in class!

