

Name

Valentina Song Ye

Teacher

Dr. Lee


Virginia Music Teachers Association Theory Test  
PRIMER LEVEL

SCORE

89

1. Circle the dotted half note.

4 pts.

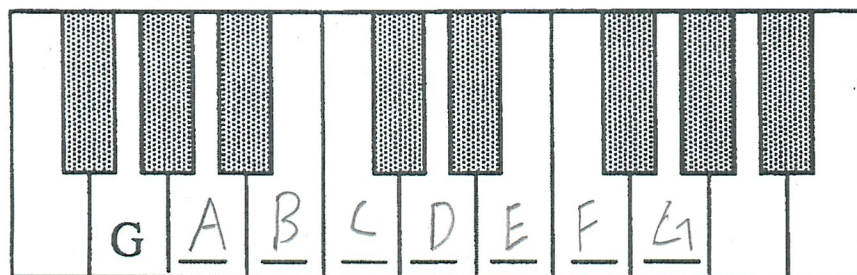


Circle the whole rest.



2. Write the music alphabet going UP from the note on the keyboard below.

7 pts.



3. Circle the skips UP from the circled C.

12 pts.

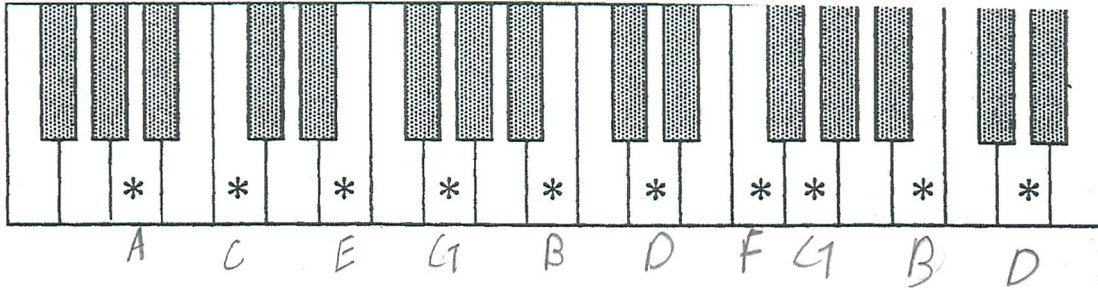
(C) D (E) F (G) A (B) C (D) E (F) G (A) B

Circle the skips DOWN from the circled G.

A (B) C (D) E (F) G (A) B (C) D (E) F (G)

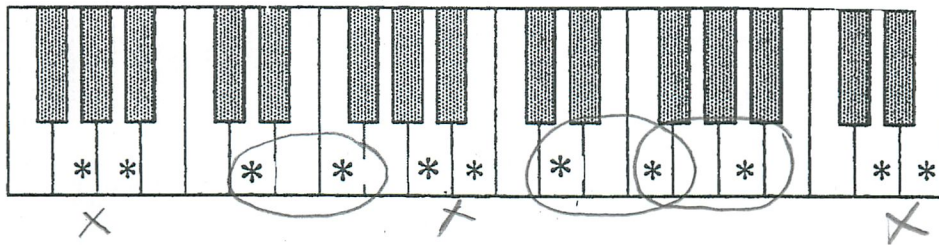
4. Write the letter names of the keys marked with an asterisk (\*).

10 pts.



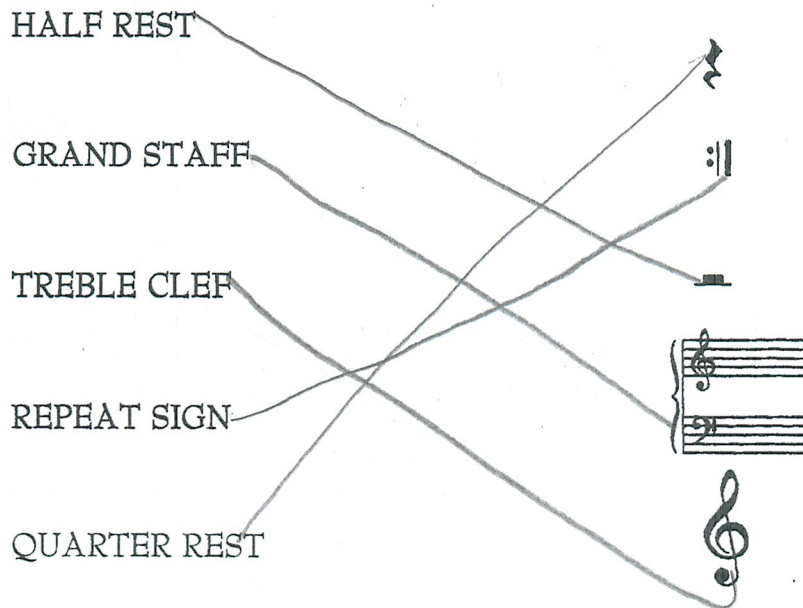
5. Circle the skips (3rds). Put an X under the steps (2nds). Some of your circles may cross over each other.

8 pts.



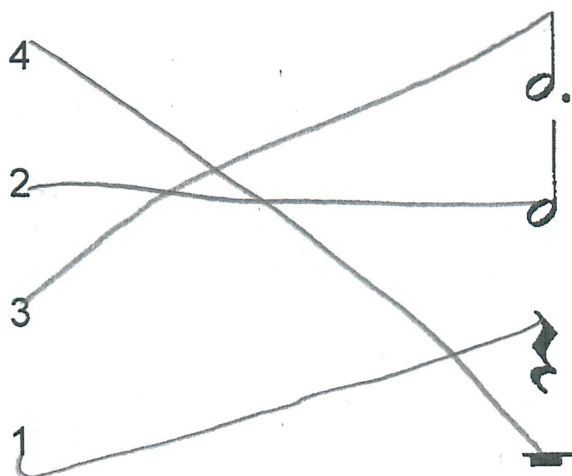
6. Draw a line to match the correct musical term and its symbol.

10 pts.



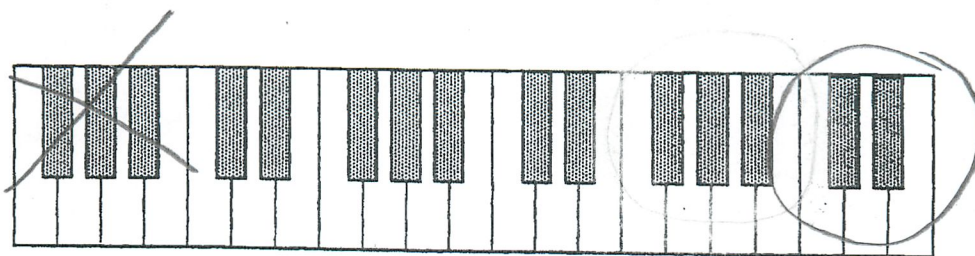
7. Draw a line to match the note or rest with its correct number of beats.

8 pts.




8. Circle the HIGHEST group of TWO (2) black keys.  
Draw an X over the LOWEST group of THREE (3) black keys.

4 pts.



9. Color in all of the LINE notes with your pencil.

10 pts.




10. Look at the following measures. Are they the SAME or DIFFERENT? Circle the correct answer.

9 pts.



SAME

~~DIFFERENT~~



SAME

DIFFERENT



~~SAME~~

DIFFERENT

11. LISTEN !!! WHAT DO YOU HEAR?

8 pts.

A. Do you hear a STEP (2<sup>nd</sup>) or a SKIP (3<sup>rd</sup>)?

Put an X by the correct answer.

*Listening!*

1. STEP \_\_\_\_\_

SKIP \_\_\_\_\_

2. STEP \_\_\_\_\_

SKIP \_\_\_\_\_

3. STEP \_\_\_\_\_

SKIP \_\_\_\_\_















4. STEP \_\_\_\_\_

SKIP \_\_\_\_\_



B. Put an X in the correct box.

10 pts.

1.		
2.	<i>f</i>	<i>p</i>
3.		
4.		
5.		
6.		
7.	<i>f</i>	<i>p</i>
8.		
9.		
10.	